

IRONING AND FOLDING

COMPACT FLATWORK IRONERS POSEIDON Ø 600 SP600-2600/3300

CHARACTERISTICS

SP model dries and irons and is equipped with a lengthwise folder making up to two length folds.

- Roll dimensions: working width 2m60 and 3m30, diameter 600 mm.
- 1 or 2 length folds in 2 independent lanes.
- Folding by photocells and compressed air.
- Frequency control.
- Feeding and ironing by Nomex quality belts.
- Panels in painted steel.
- One or two working lanes: one lane for bedsheets and two lanes for tablecloths and small pieces.
- Polished steel roll with fingers guard.
- Touch screen control: programs can be created with speed control. (between 3 and 18 m/min) temperature and folding parameters.
- Big output capacity: depending on the residual moisture of the linen, up to 290 kg/h straight from a high spin washer extractor.
- Electric, gas or steam heating.
- Powerful exhaust system.

OPTIONS

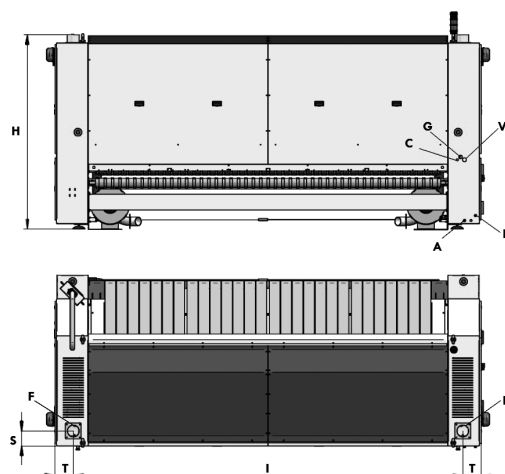
- 1 lane automatic clamp feeder with vacuum table.
- Vacuum table.
- Rear exit with by-pass.
- Motorized rear exit, height 860 mm.
- Small pieces 2 lanes back collector.
- Small pieces 4 lanes back collector.
- By-pass folder.
- Double air pressure in length folds for thicker linen.
- Linen reject system.
- Crossfolder + stacker. (1 lane)
- Special tension.



TECHNICAL DATA

COMPACT FLATWORK IRONERS | POSEIDON Ø 600 | SP600-2600/3300


	UNIT.	SP600-2600	SP600-3300
GENERAL DATA			
Theoretical production (45% humidity)	Kg/h	75-105*	110-140*
Ø Roll	mm	600	600
Working width	mm	2.600	3.300
Height of feeding	mm	1.050	1.050
Ironing speed	mt/min	3-10	3-10
Control type	-	Digital	Digital
N° of programmes	N°	20	20
FOLDING			
1 lane - lengthfold	N°	1-2	1-2
1 lane - crossfold	N°	-	-
2 lanes - lengthfold	N°	1-2	1-2
2 lanes - crossfold	N°	-	-
POWER			
Electric heating	kW	54	54
Max. electric power electric heating	kW	55,9	55,9
Gas heating (natural / LPG)	kW	63,30 / 67,40	80,30 / 86,30
Max. electric power gas heating	kW	1,9	1,9
Steam heating	kW	55	75
Max. electric power steam heating	kW	1,9	1,9
CONNECTIONS			
Ø Gas inlet	BSP	1"	1"
Ø Steam inlet (12 bar max.)	BSP	1"	1"
Ø Condensed (Steam model)	BSP	1/2"	1/2"
Ø Air inlet	mm	12	12
DIMENSIONS / PACKAGING DIMENSIONS			
Net width / gross width	mm	3.670 / 3.830	4.370 / 4.530
Net depth / gross depth	mm	1.440 / 1.620	1.440 / 1.620
Net depth / gross depth	mm	2.030 / 1.960	2.030 / 1.960
Net weight / gross weight	Kg	2.050 / 2.300	2.300 / 2.600
Volume	m3	10,73 / 12,16	12,77 / 14,38
OTHERS			
No. Fume outlet	N°	2	2
Ø Fume outlet	mm	120	120
Extraction rate	m3/h	2 x 1.000	2 x 1.000
Compressed air consumption (6,5 bar)	NI/h	7.000	7.000
Sound Level	dB	70	70



*50% residual moisture, 140gr / m2 of cotton, 100% roll utilization

- A. Compressed air inlet
- C. Condensation discharge (steam models)
- E. Electric connection
- F. Fumes extraction
- G. Gas inlet
- V. Steam inlet

	H	I	T	S	A	C	E	F	G	V
SP600-2600	1.800	3.242	186	152	Ø 12	1/2"	5 x 2,5	Ø 120	1"	1"
SP600-3300	1.800	3.942	186	152	Ø 12	1/2"	5 x 2,5	Ø 120	1"	1"



IRONING AND FOLDING

COMPACT FLATWORK IRONERS POSEIDON Ø 800 SP800-2600/3300

CHARACTERISTICS

SP model dries and irons and is equipped with a lengthwise folder making up to two length folds.

- Roll dimensions: working width 2m60 and 3m30, diameter 800 mm.
- 1 or 2 length folds in 2 independent lanes
- Folding by photocells and compressed air
- Frequency control.
- Feeding and ironing by Nomex quality belts.
- Panels in painted steel.
- One or two working lanes: one lane for bedsheets and two lanes for tablecloths and small pieces.
- Polished steel roll with fingers guard.
- Touch screen control: programs can be created with speed control (between 3 and 18 m/min) temperature and folding parameters.
- Big output capacity: depending on the residual moisture of the linen, up to 290 kg/h straight from a high spin washer extractor.
- Electric, gas or steam heating
- Powerful exhaust system
- Compressed air connexion required: pressure 6,5 bar
- Automatic stop after cooling down (at 80°C).
- Two versions for gas heated models:
 - gas with atmospheric burners
 - gas with radiant burners 25 % gas consumption savings and 25 % more production

OPTIONS

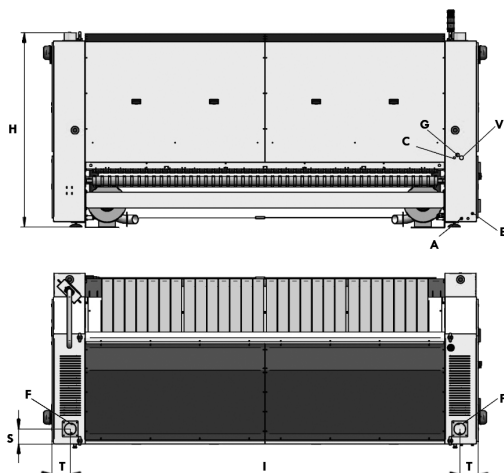
- 1 lane automatic clamp feeder with vacuum table
- Vacuum table
- Rear exit with by-pass
- Motorized rear exit, height 860 mm
- Small pieces 2 lanes back collector
- Small pieces 4 lanes back collector
- By-pass folder
- Double air pressure in length folds for thicker linen
- Linen reject system
- Crossfolder + stacker (1 lane)
- Special tension



TECHNICAL DATA

COMPACT FLATWORK IRONERS | POSEIDON Ø 800 | SPE800-2600/3300


	UNIT.	SP800-2600	SP800-3300
GENERAL DATA			
Theoretical production (45% humidity)	Kg/h	140-175*	180-220*
Ø Roll	mm	800	800
Working width	mm	2.600	3.300
Height of feeding	mm	1.050	1.050
Ironing speed	mt/min	3-13	3-13
Control type	-	Digital	Digital
N° of programmes	N°	20	20
FOLDING			
1 lane - lengthfold	N°	1-2	1-2
1 lane - crossfold	N°	-	-
2 lanes - lengthfold	N°	1-2	1-2
2 lanes - crossfold	N°	-	-
POWER			
Electric heating	kW	72	72
Max. electric power electric heating	kW	74,2	74,2
Gas heating (natural / LPG)	kW	86,95 / 91,70	124,70 / 124,10
Max. electric power gas heating	kW	2,2	2,2
Steam heating	kW	85	110
Max. electric power steam heating	kW	2,2	2,2
CONNECTIONS			
Ø Gas inlet	BSP	1"	1"
Ø Steam inlet (12 bar max.)	BSP	1"	1"
Ø Condensed (Steam model)	BSP	1/2"	1/2"
Ø Air inlet	mm	12	12
DIMENSIONS / PACKAGING DIMENSIONS			
Net width / gross width	mm	3.790 / 3.950	4.480 / 4.600
Net depth / gross depth	mm	1.770 / 2.220	1.770 / 2.220
Net depth / gross depth	mm	2.200 / 2.140	2.200 / 2.140
Net weight / gross weight	Kg	2.535 / 2.885	2.835 / 3.335
Volume	m3	14,76 / 18,77	17,45 / 21,85
OTHERS			
No. Fume outlet	N°	2	2
Ø Fume outlet	mm	160	160
Extraction rate	m3/h	2 x 1.000	2 x 1.000
Compressed air consumption (6,5 bar)	NI/h	9.000	9.000
Sound Level	dB	70	70



*50% residual moisture, 140gr / m2 of cotton,
100% roll utilization

- A. Compressed air inlet
- C. Condensation discharge (steam heating)
- E. Electrical connection
- F. Fumes extraction
- G. Gas inlet
- V. Steam inlet

	H	I	T	S	A	C	E	F	G	V
SP800-2600	1.966	3.242	186	152	Ø 12	1/2"	5 x 2,5	Ø 120	1"	1"
SP800-3300	1.966	3.942	186	152	Ø 12	1/2"	5 x 2,5	Ø 120	1"	1"



IRONING AND FOLDING

COMPACT FLATWORK IRONERS POSEIDON Ø 1000 SP1000-2600/3300

CHARACTERISTICS

SP model dries and irons and is equipped with a lengthwise folder making up to two length folds.

- Roll dimensions: working width 2m60 and 3m30, diameter 1.000 mm.
- 1 or 2 length folds in 2 independent lanes
- Folding by photocells and compressed air
- Frequency control.
- Feeding and ironing by Nomex quality belts.
- Panels in painted steel.
- One or two working lanes: one lane for bedsheets and two lanes for tablecloths and small pieces.
- Polished steel roll with fingers guard.
- Touch screen control: programs can be created with speed control (between 3 and 18 m/min) temperature and folding parameters.
- Big output capacity: depending on the residual moisture of the linen, up to 290 kg/h straight from a high spin washer extractor.
- Electric, gas or steam heating
- Powerful exhaust system
- Compressed air connexion required: pressure 6,5 bar
- Automatic stop after cooling down (at 80°C).
- Two versions for gas heated models:
 - gas with atmospheric burners
 - gas with radiant burners 25 % gas consumption savings and 25 % more production

OPTIONS

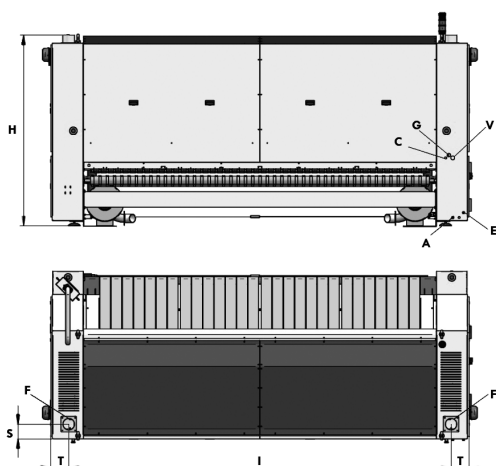
- 1 lane automatic clamp feeder with vacuum table
- Vacuum table
- Rear exit with by-pass
- Motorized rear exit, height 860 mm
- Small pieces 2 lanes back collector
- Small pieces 4 lanes back collector
- By-pass folder
- Double air pressure in length folds for thicker linen
- Linen reject system
- Crossfolder + stacker (1 lane)
- Special tension



TECHNICAL DATA

COMPACT FLATWORK IRONERS | POSEIDON Ø 1000 | SP1000-2600/3300

	UNIT.	SP1000-2600	SP1000-3300
GENERAL DATA			
Theoretical production (45% humidity)	Kg/h	190-230*	250-290*
Ø Roll	mm	1.000	1.000
Working width	mm	2.600	3.300
Height floor-feeding	mm	1.050	1.050
Working speed	mt/min	4-18	4-18
Control type	-	Digital	Digital
N° of programmes	N°	20	20
FOLDING			
1 lane - lengthfold	N°	1-2	1-2
1 lane - crossfold	N°	-	-
2 lanes - lengthfold	N°	1-2	1-2
2 lanes - crossfold	N°	-	-
POWER			
Electric heating	kW	90	90
Max. electric power electric heating	kW	92,6	92,6
Gas heating (natural / LPG)	kW	120,90 / 121,30	155,70 / 159,10
Max. electric power gas heating	kW	2,6	2,6
Steam heating	kW	120	150
Max. electric power steam heating	kW	2,6	2,6
CONNECTIONS			
Ø Gas inlet	BSP	1"	1"
Ø Steam inlet (12 bar max.)	BSP	1-1/4"	1-1/4"
Ø Condensed (Steam model)	BSP	1"	1"
Ø Air inlet	mm	12	12
DIMENSIONS / PACKAGING DIMENSIONS			
Net width / gross width	mm	3.786/3.870	4.486/4.570
Net depth / gross depth	mm	1.985/2.070	1.985/2.070
Net depth / gross depth	mm	2.180/2.380	2.180/2.380
Net weight / gross weight	Kg	3.350/3.800	3.950/4.500
Volume	m3	16,38/19,07	19,41/22,51
OTHERS			
No. Fume outlet	N°	2	2
Ø Fume outlet	mm	160	160
Extraction rate	m3/h	2 x 1.000	2 x 1.000
Compressed air consumption (6,5 bar)	Nl/h	9.500	9.500
Sound Level	dB	70	70



*50% residual moisture, 140gr / m2 of cotton, 100% roll utilization

- A. Compressed air inlet
- C. Condensation discharge (steam models)
- E. Electrical connection
- F. Fumes extraction
- G. Gas inlet
- V. Steam inlet

	H	I	T	S	A	C	E	F	G	V
SP1000-2600	2.166	3.242	186	152	Ø 12	1"	5 x 2,5	Ø 120	1"	1-1/4"
SP1000-3300	2.166	3.942	186	152	Ø 12	1"	5 x 2,5	Ø 120	1"	1-1/4"